



Town Hall

Safe Peralta Return to Campus

October 4, 2021



Dr. Jannett N. Jackson, Interim Chancellor



Agenda

Vaccination Policy Updates for Employees & Students – *Interim Chancellor Jackson*

Return to Campus Planning for Classified Professionals and Students – *IVC Ron McKinley*

Student Questions & Validating Proof of Vaccination to Campus Solutions –
VC Siri Brown, & CTO Antoine Mehouelley

Campus Facilities Update - Forensic Analytics Report – *IVC Atheria Smith/Forensic Analytics*

Campus Public Safety – *IVC Atheria Smith*

HEERFIII Spending Plans Update - *IVC Atheria Smith & IVC Adil Ahmed*



Dr. Jannett N. Jackson



Dr. Ron McKinley



Dr. Siri Brown



CTO Antoine
Mehouelley



IVC Atheria Smith



IVC Adil Ahmed

Back to the Future...Back to YOUR Future

Spring & Summer 2021

- Closed with Exceptions
- Most classes taught online
- Student services provided remotely

Fall 2021

- Phase One Return to Campus aka "Soft Launch"
- Open with Limits
- More classes taught in person, including about a third of the classes at Laney
- Safe, gradual return of in-person student services




	SUN	MON	TUES	WED	THURS	FRI	SAT
JULY							
			BoT Vaccination Policy Enacted				
						30	31
AUGUST							
	1	2	3	4	5	6	7
	8	9	10	11	12	13	14
	15	16	17	18	19	20	21
	22	23	24	25	26	27	28
	29	30	31				
SEPTEMBER				1	2	3	4
	5	6	7	8	9	10	11
	12	13	14	15	16	17	18
	19	20	21	22	23	24	25
	30						
OCTOBER		1	2	3	4	5	6
	24 days to remediate 4 campuses – prioritized buildings & rooms that would be occupied on August 23rd						

Let's Get Busy...

- Board of Trustees Makes a Decision to Implement a Vaccination Policy - Chancellor Campus Status Update Announcement 7-30-2021
- COVID Prevention Plan 7-30-2021
- PCCD COVID Update 8-5-2021– email Chancellor Announcement and Peralta GEMS Webpage Browser
- Draft Administrative Procedure 8-4-2021
- Vice Chancellor of General Services Building Cleaning Schedule – 8-10-2021 Announcement
- Chancellor's Back to Campus Announcement – 8-18-2021
- Chancellor's Welcome Day Message – District Flex Day 8-19-2021Day YouTube (RTC Phase I - start time: 27:25)
- Chancellor Update Sept 24, 2021

Dr. Ronald McKinley, Vice Chancellor of Human Resources & Employee Relations






COVID-19 Vaccination Update

PCCD Townhall October 4, 2021

Return to Campus = Building an Airplane while Flying It



OUR GOAL:
Keeping
everyone as
safe and
healthy as
humanly
possible

NEW TERRITORY FOR EVERYONE

- Like building an airplane while flying it.

POLICY effective July 30, 2021

All employees and contractors required, *as a condition of employment*, to be vaccinated for COVID-19 or have an approved exemption based on medical, ADA or sincerely held religious belief.

POLICY AMMENDMENT effective August 5, 2021

All students required to be vaccinated or have an approved exemption.

Every person must be properly masked, mask covers both nose and mouth, at all times while on Peralta controlled property.

Keeping People Safe and Communicating the facts

August 23, 2021 – Limited Classes begin on Campus, daily screening with Company Nurse for employees/contractors and Campus Shield for students.

August 27, 2021 – Announcement that employees and students must be fully vaccinated or have approved exemption by October 7, 2021 (*student requirement deferred until October 13, 2021*).

- Several presentations made to the Board of Trustees.
- Many notices sent out to PCCD community related to the vaccination policy.
- The policy, announcements, FAQ's, draft protocol(procedure), COVID-19 Prevention Plan (Program), screening and proof of vaccination requirements, etc. posted on safe.peralta.edu website.

Continued evolution of PCCD's response to COVID-19 following our "SOFT LAUNCH" of face-to-face classes, such as pop-up vaccination clinics, vaccine redistribution site at Laney, free employee and student testing five days per week beginning the week of October 11, 2021, validation of COVID-19 vaccination documents using CA COVID-19 website, etc.

2-week return to campus/work notices for some classified professionals could be sent out as early as today; however, the exact timing is the decision of each college president or other administrator based on the needs of each campus or district office.

Keeping People Safe and Holding Ourselves Accountable

OUR GOAL IS TO KEEP EVERYONE AS SAFE AS HUMANLY POSSIBLE – we do not want to discipline anyone; however, there are consequences for failure to comply with vaccination or testing requirements. Disciplinary action, if indicated, will be applied per the requirements of the various CBAs beginning on October 8, 2021 for employees.

Penalty for falsification of vaccination status or use of forged documents:

STUDENTS - Students may be disciplined for violations of Board Policy and Administrative Procedure. See [BP 5500](#) and [AP 5500](#) Article 4 Section 8: Dishonesty such as cheating, plagiarism (including plagiarism in a student publication), forgery, alteration or misuse of college documents, records, or identification documents, or furnishing false information to the college.

EMPLOYEES - Employees may be disciplined for the violations listed in the [Education Code Section 87732](#), which includes: DISHONESTY.

Using False or Forged CDC COVID-19 Vaccination Cards is a Federal felony punishable upon conviction of up to 5 years in prison and a \$10,000 fine.

Keeping People Safe

Additional Facts and Considerations

The COVID-19 landscape is evolving rapidly; therefore, it is imperative the we remain nimble and respond accordingly. This means that what we do as an educational institution related to our COVID-19 response also is likely to evolve rapidly. **PLEASE BE ON THE LOOKOUT FOR AND READ ALL COVID-19 ANNOUNCEMENTS FREQUENTLY.**

As of October 1, 2021:

- Total number of fulltime employees = 861
- Total number of employee vaccination documents received = 660 which equals 76.7 percent.
- Total number of exemptions requested = 19
- Total number of exemptions approved = 11
- Total number of exemptions denied = 7
- Total number of exemptions pending = 1

Antoine Mehouelley, Chief Technology and Information Systems Officer



Dr. Siri Brown, Vice Chancellor of Academic Affairs & Student Success



Student Vaccination Proof

- Campus Solutions Portal for Students
- Instructions for Uploading will be Sent to Students
- Due Date for Student Compliance: F2F vs 100% online—Fall vs Spring
- Priorities: Health, Privacy and Equity
- Faculty Rosters-what will faculty see?
- Professional HIPAA Bound Health Professionals
- Validating Compliance with Vaccinations and Weekly Rapid Testing
- Reminders to Students-Safe Peralta, Canvas Banner, Email, Text and more



Atheria Smith Interim Vice Chancellor of General Services

Campus Facilities Update

- Forensic Analytics Report
- We are in Phase One of the overall return to campus
- Final report received Monday September 27
- Remediation



Contractors & Timeline

- HLPE – Michael Terry
- Knowledge Saves Lives – Paul Llanez
- Ray & Associates
 - Did initial cleaning April 2020
 - most recent cleaning August 2021
 - Managed by HLPE
 - Cleaning details



Return To Campus Initiative





AGENDA



- 1. Return To Campus Activities**
- 2. Campus Deep Cleaning Coordination Schedule**
- 3. Campus Security Plans**



Priority Buildings at Each Campus



- Each Campus had a select number of buildings available for start of the fall semester
- Our initial work was focused on supporting each Campus strike team in preparing priority buildings for full operations
- More than 50 Coordination meetings with a large cross section of District and Campus administration, faculty and staff



Return to Campus Activities



Campus specific activities were focused on the following areas:

- **DGS Admin**
- **Engineering**
- **Security**
- **IT**
- **Campus Reps**
- **Custodial Services**

District
Campus



Return to Campus Activities



Campus specific activities were focused on the following areas:

- **DGS Admin**
- Engineering
- Security
- IT
- Campus Reps
- Custodial Services



Initially Identified Activities

1. Manage Facilities-related Return To Campus Activities
2. Deep Cleaning (Contractor)
3. Surface Testing (Contractor)
4. Coordinate And Facilitate Teamwork
5. Secure Any Needed Facilities-related Equipment Identified By Team
6. Arrange Site Testing As/If Needed (Ex. Air And Water)
7. Way Finding Signage As/If Needed
8. Install Campus Access Checkpoints With PPE Stock

District
Campus



Return to Campus Activities



Campus specific activities were focused on the following areas:

- DGS Admin
- **Engineering**
- Security
- IT
- Campus Reps
- Custodial Services



Initially Identified Activities	
1.	HVAC Filter Replacements
2.	HVAC Unit Start Ups And Balancing
3.	Water Filter Replacements
4.	Provide Critical Repairs By Trades To Facilitate Opening

District
Campus



Return to Campus Activities



Campus specific activities were focused on the following areas:

- DGS Admin
- Engineering
- **Security**
- IT
- Campus Reps
- Custodial Services



District
Campus

Initially Identified Activities	
1.	Identify Controlled Access Points
2.	Manage the Monitoring And Patrolling of All Entrances
3.	Ensure Staffing of Entry Verification Checkpoints



Return to Campus Activities



Campus specific activities were focused on the following areas:

- DGS Admin
- Engineering
- Security
- IT
- Campus Reps
- Custodial Services



District
Campus

Initially Identified Activities	
1.	Test Building Network And WAP (Wireless Access Points) Functionality
2.	Provide Needed Technical And Communication Support
3.	Provide Support For Check Points And Set Up With Any IT Related Needs
4.	Students Will Use Campus Shield (App)
5.	Faculty And Staff Will Use Company Nurse On Call (URL)



Return to Campus Activities



Campus specific activities were focused on the following areas:

- DGS Admin
- Engineering
- Security
- IT
- **Campus Reps**
- Custodial Services



District
Campus

Initially Identified Activities	
1.	Single Point Of Contact For This Effort
2.	Point Person To Help Facilitate Site Specific Issues And Keep Campus President And Other Key People Informed
3.	Provide Class Schedules
4.	Provide Support For Screening App And URL



Return to Campus Activities



Campus specific activities were focused on the following areas:

- DGS Admin
- Engineering
- Security
- IT
- Campus Reps
- Custodial Services



Initially Identified Activities	
1.	Provide Access To Deep Cleaning Crews
2.	Daily Building Cleaning Following Opening Day
3.	Proper Stocking <ul style="list-style-type: none">• Restrooms• Hand Sanitizing Stations• Waste Bins

District
Campus



Return to Campus Activities



Campus specific activities were focused on the following areas:

- DGS Admin
- Engineering
- Security
- IT
- Campus Reps
- Custodial Services

ALL OF US



Initially Identified Activities	
1.	Identify issues and needs
2.	Identify needed resources
3.	Participate in Zoom meetings!
4.	Support One Another



Deep Cleaning Summary Schedule



Campus	SF	Schedule	Priority	Building
--------	----	----------	----------	----------

Laney College 305,794 11 Days

BCC 90,447 4 days

COA 152,378 10 days

Merritt College 191,452 9 days

DAC 41,578 2 days

Day 1	Day 2	Day 3	Day 4	Day 5	Day 6	Day 7	Day 8	Day 9	Day 10	Day 11
8/9	8/10	8/11	8/12	8/13	8/14	8/15	8/16	8/17	8/18	8/19

Laney College

Berkeley City College

College of Alameda

Merritt College

Distirct Administration Center






Deep Cleaning Coordination Schedule




Campus	SF	Schedule	Priority	Building
Laney College	305,794	11 Days		
Laney College	305,794	11 Days	1	Child Care Center
			2	A
			3	B
BCC	90,447	4 days	4	C
			5	D
			6	E
COA	152,378	10 days	7	F
			8	Locker Rooms
			9	Sports Complex
Merritt College	191,452	9 days	10	G
			11	Art Center
			12	Forum
			13	Theater
			14	Student Center
			15	Laney Tower (2 nd Priority)
DAC	41,578	2 days	16	Library (2 nd Priority)

Day 1	Day 2	Day 3	Day 4	Day 5	Day 6	Day 7	Day 8	Day 9	Day 10	Day 11
8/9	8/10	8/11	8/12	8/13	8/14	8/15	8/16	8/17	8/18	8/19
Laney College										
Laney College										
Berkeley City College										
College of Alameda										
Merritt College										
District Administration Center										





Deep Cleaning Coordination Schedule





Campus	SF	Schedule	Priority	Building
--------	----	----------	----------	----------

Campus	SF	Schedule	Priority	Building
--------	----	----------	----------	----------

Laney College	305,794	11 Days		
BCC	90,447	4 days	1	Main Building
COA	152,378	10 days	1	Main Building
COA	152,378	10 days		
Merritt College	191,452	9 days		

Merritt College	191,452	9 days		
DAC	41,578	2 days		
DAC	41,578	2 days		



Day 1	Day 2	Day 3	Day 4	Day 5	Day 6	Day 7	Day 8	Day 9	Day 10	Day 11
-------	-------	-------	-------	-------	-------	-------	-------	-------	--------	--------

8/9	8/10	8/11	8/12	8/13	8/14	8/15	8/16	8/17	8/18	8/19
-----	------	------	------	------	------	------	------	------	------	------

Day 1	Day 2	Day 3	Day 4	Day 5	Day 6	Day 7	Day 8	Day 9	Day 10	Day 11
-------	-------	-------	-------	-------	-------	-------	-------	-------	--------	--------

Laney College										
---------------	--	--	--	--	--	--	--	--	--	--

Berkeley City College										
-----------------------	--	--	--	--	--	--	--	--	--	--

--	--	--	--	--	--	--	--	--	--	--

Berkeley City College										
-----------------------	--	--	--	--	--	--	--	--	--	--

College of Alameda										
--------------------	--	--	--	--	--	--	--	--	--	--

Merritt College										
-----------------	--	--	--	--	--	--	--	--	--	--

Merritt College										
-----------------	--	--	--	--	--	--	--	--	--	--




Laney College 305,794 11 Days

Laney College	305,794	11 Days
COA	152,378	10 days

COA **152,378** **10 days**

1	Child Care Center
2	H
3	D (FabLab)
4	A
5	Child Care Center
6	H
7	860 Atlantic
8	D (FabLab)
9	Aviation Facility
10	A
11	Library
12	B
13	C (ASTI)
14	860 Atlantic
15	Aviation Facility

COLLEGE OF
ALAMEDA

Day 1	Day 2	Day 3	Day 4	Day 5	Day 6	Day 7	Day 8	Day 9	Day 10	Day 11
8/9	Berkeley City College				8/14	8/15	8/16	8/17	8/18	8/19

[illegible]



Laney College

Deep Cleaning Coordination Schedule

BCC

90,447 4 days

Campus	SF	Schedule	Priority	Building
--------	----	----------	----------	----------

Laney College 305,794 11 Days
Merritt College 191,452 9 days

BCC 90,447 4 days

COA 152,378 10 days

Merritt College 191,452 9 days

DAC 41,578 2 days

- Child Care Center
- A
- D
- R
- Q
- S
- Child Care Center
- A
- D
- R

D

& E)



Laney College

Berkeley City College

Day 1 Day 2 Day 3 Day 4 Day 5 Day 6 Day 7 Day 8 Day 9 Day 10 Day 11

College of Alameda

8/19

Merritt College

Distrcit Administration Center



Laney College 305,794 11 Days
90,447 4 days
152,378 10 days

Deep Cleaning Coordination Schedule

Berkeley City College



College of Alameda

Day 1	Day 2	Day 3	Day 4	Day 5	Day 6	Day 7	Day 8	Day 9	Day 10	Day 11
Merritt College									8/18	8/19


Laney College					District Administration Center					
	Berkeley City College									
	College of Alameda									
	Merritt College									

Campus	College	Schedule	Priority	Building
--------	---------	----------	----------	----------

Laney College 305,794 11 Days
DAC 41,578 2 days

- 1 Administrative Center
- 2 PCTV 1
- 3 PCTV2
- 4 Warehouse
- 5 Intl Ed. 2
- 6 Intl Ed. 2

DAC 41,578 2 days





RTC Security Plan at College of Alameda



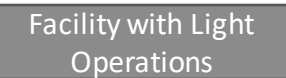
Legend

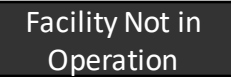
 Access Point

 Check Point

 Assigned Security

 Roving Security

 Facility with Light Operations

 Facility Not in Operation

 Blue Text = Third Party Operator



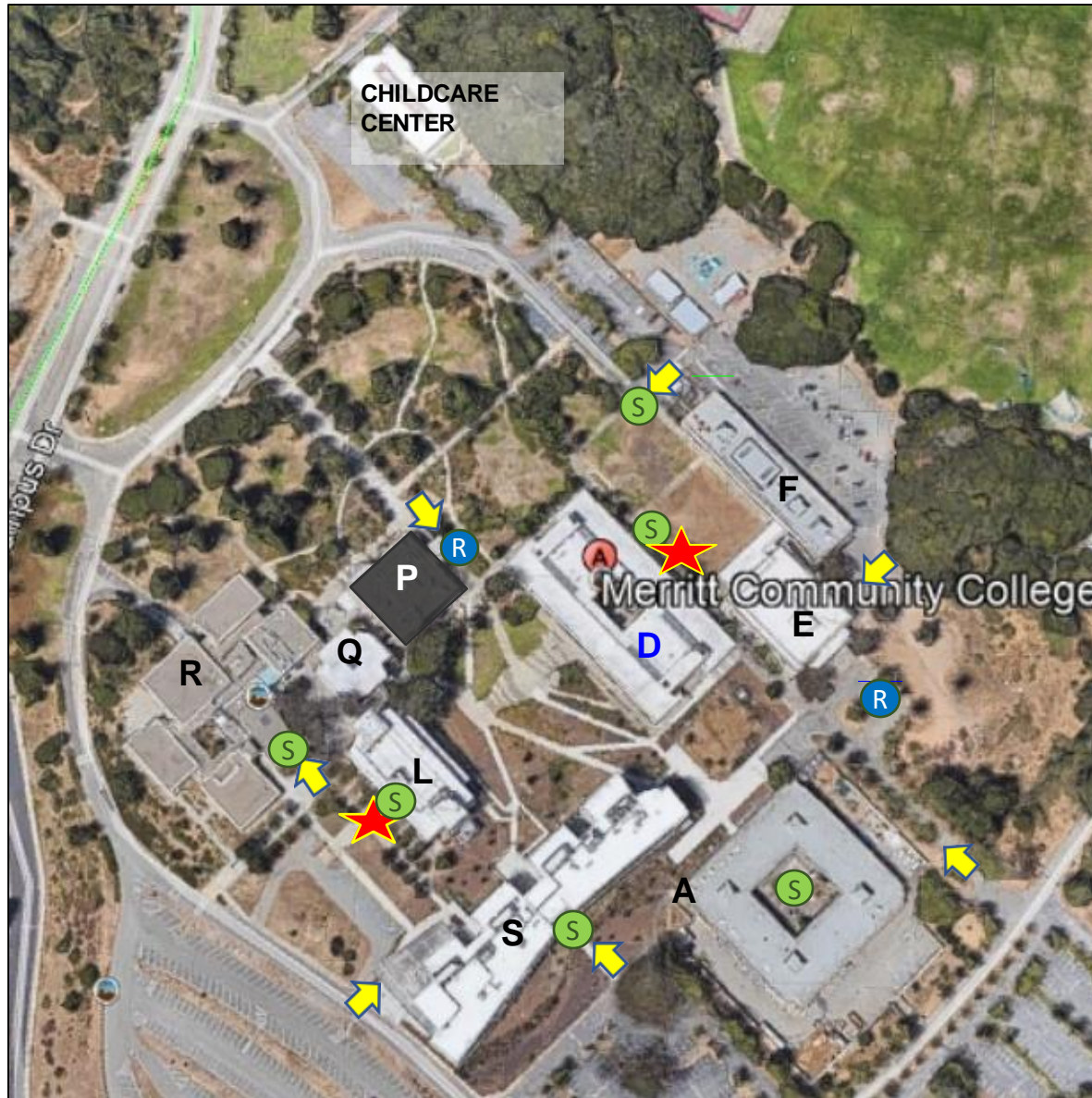
RTC Security Plan at Laney College



Legend	
	Access Point
	Check Point
	Assigned Security
	Roving Security
	Facility with Light Operations
	Facility Not in Operation



RTC Security Plan at Merritt College



Legend	
	Access Point
	Check Point
	Assigned Security
	Roving Security
	Facility with Light Operations
	Facility Not in Operation

Campus Public Safety

- Recruitment for Director of Public Safety
- Work with Oakland on MOU re: Parking
- Campus Shield and campus check points
- Marina Security – keep the surrounding community safe



Campus Public Safety

Paul Llanez, CEO Knowledge Saves Lives

To contact Campus
Public Safety,
please call
(510) 466-7236?



HEERF 3 Spending Plan

HEERF II – Student Debt Relief

	Campus Location				
	Berkeley City College	College of Alameda	Laney College	Merritt College	Grand Total
Student Debt Wipe Out	732,903	364,373	736,901	939,508	2,773,685

Allowable Costs: Institutional portion of grant may be used to defray expenses associated with coronavirus (including lost revenue, technology costs associated with a transition to distance education, faculty and staff trainings, etc.); and make additional emergency financial grants to students, which may be used for any component of the student's cost of attendance or for emergency costs that arise due to coronavirus, such as tuition, food, housing, health care (including mental health care), or child care.

Action: \$2.8 million dollars of HEERF funds to defray the cost of outstanding student debt. The relief allows students to register for future terms without the burden of accumulated debt caused by the pandemic.

Terms included: Summer 2020, Fall 2020, Spring 2021 and Summer 2021

HEERF III Spending Type – Phase 1

- FTES
 - Stipend
- Proposal Cost
 - HVAC (ACCO)
- Shared Service Cost – Square Footage (1,147,633)
 - HPLE (PM)
 - Healthily Buildings Science
 - Forensic Analytic
 - Signage
 - Ray & Associates (Cleaning) 30+ buildings
 - PPE
 - Additional Security

HEERF III – College Allocations Phase 1

• Berkeley City College	3,695,741
• College of Alameda	2,431,912
• Laney College	7,157,537
• Merritt College	3,405,466

HEERF III TOTAL	16,690,656
-----------------	------------

HEERF III – Square Footage

• Berkeley City College	165,690	15%
• College of Alameda	272,457	23%
• Laney College	389,454	34%
• Merritt College	263,280	23%
• DAC	56,752	5 %

HEERF III SQ. FT. TOTAL 1,147,633

HEERF III Cost

Phase 1	Berkeley	COA	Laney	Merritt	DAC	HEERF III	HEERF III + DAC
%	15	23	34	23	5		
ACCO	8,904	13,080	16,042	12,130	7,744	50,156	57,900
HPLE	9,750	14,950	22,100	14,950	3,250	61,750	65,000
HBS	6,750	10,350	15,300	10,350	2,250	42,750	45,000
FAS	37,500	57,500	85,000	57,500	12,500	237,500	250,000
Ray & Ass	86,072	131,978	195,098	131,978	28,691	545,126	573,817
Ray & Ass (Additional)	30,000	46,000	68,000	46,000	10,000	190,000	200,000
Signage	3,000	4,600	6,800	4,600	1,000	19,000	20,000
PPE	15,000	23,000	34,000	23,000	5,000	95,000	100,000
Security (Additional COVID)	150,000	230,000	340,000	230,000	50,000	950,000	1,000,000
Phase 1 Cost	346,976	531,458	782,340	530,508	120,435	2,191,282	2,311,717
Phase 1 Cost	3,695,741	2,431,912	7,157,537	3,405,466		16,690,656	
	346,976	531,458	782,340	530,508	120,435	2,191,282	2,311,717
Balance for Phase 2	3,348,765	1,900,454	6,375,197	2,874,958		14,499,374	14,499,374

HEERF III Cost for Phase II

Phase 2A	Berkeley	COA	Laney	Merritt	DAC	HEERF III	HEERF III + DAC
%	15	23	34	23	5		
Cleaning DW	300,000	460,000	680,000	460,000	100,000	1,900,000	2,000,000
ACCO	8,904	13,080	16,042	12,130	7,744	50,156	57,900
New HVAC	675,000	1,035,000	1,530,000	1,035,000	225,000	4,275,000	4,500,000
PM	75,000	115,000	170,000	115,000	25,000	475,000	500,000
HBS	11,250	17,250	25,500	17,250	3,750	71,250	75,000
FAS	15,000	23,000	34,000	23,000	5,000	95,000	100,000
Water Filters	6,750	10,350	15,300	10,350	2,250	42,750	45,000
Phase 2A Totals	1,091,685	1,673,917	2,474,486	1,673,917	363,895	6,914,005	7,277,900
Phase 2B	Berkeley	COA	Laney	Merritt	DAC	HEERF III	HEERF III + DAC
%	15	23	34	23	5		
Emergency Generators	22,500	34,500	51,000	34,500	7,500	142,500	150,000
Fencing			300,000	0		300,000	300,000
PPE	15,000	23,000	34,000	23,000	5,000	95,000	100,000
Keyless Entry	550,000	950,000	2,000,000	1,250,000	250,000	4,750,000	5,000,000
Phase 2B Totals	587,500	1,007,500	2,385,000	1,307,500	262,500	5,287,500	5,550,000

HEERF III Cost Total

	Berkeley	COA	Laney	Merritt	DAC	HEERF III	HEERF III + DAC
%	15	23	34	23	5		
Phase1	346,976	531,458	782,340	530,508	120,435	2,191,282	2,311,717
Phase 2A	1,091,685	1,673,917	2,474,486	1,673,917	363,895	6,914,005	7,277,900
Phase 2B	587,500	1,007,500	2,385,000	1,307,500	262,500	5,287,500	5,550,000
Totals	2,026,161	3,212,875	5,641,826	3,511,925	746,830	14,392,787	15,139,617
HEERF III	3,695,741	2,431,912	7,157,537	3,405,466	0	16,690,656	16,690,656
TOAL COST	2,026,161	3,212,875	5,641,826	3,511,925	746,830	14,392,787	15,139,617
BALANCE	1,669,580	(780,963)	1,515,711	(106,459)	(746,830)	2,297,869	

Questions?





Thank you

